



Trace the Fruit Names


Look at each of the fruit pictures below and trace the words.



cherry



apple



lemon



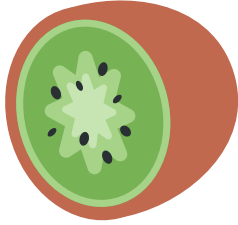
banana




avocado

Trace the Fruit Names


Look at each of the fruit pictures below and trace the words.




kiwi




orange



peach



pear



grapes

Name:

Date:

Teacher:

Class:

Find the words

Finish the sentences using the correct words below.


.....

legs round months
chocolate fur year

.....




A ball is



The table has four

My dog has white



The cake has frosting.



A year has twelve

I celebrate my birthday every

Name _____

Date _____


Year _____

Teacher _____

THE MISSING LETTER

Look at the pictures below. Say what you see out loud. What do you hear?


Add the missing letter on the blank.



_ a t




b _ x




m a _



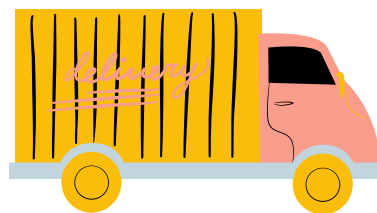
_ u g



p _ n

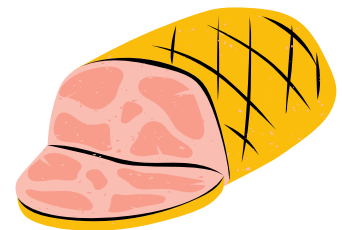


j e _



_ e g

v _ n



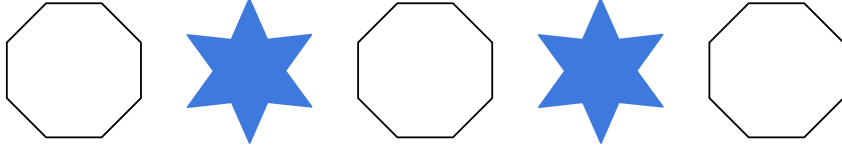
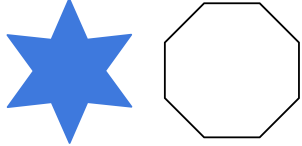
h a _

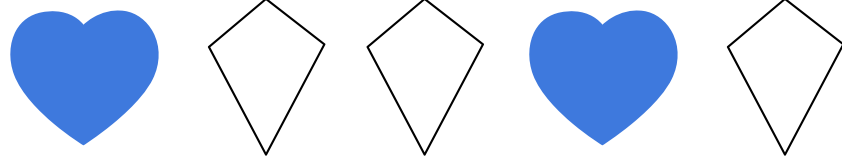

Name: _____



Date: _____


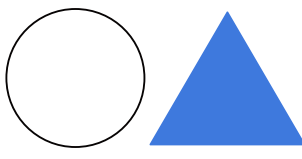
Patterns



Look at the shapes and cross out the one that would come next to complete the pattern.

	
--	---

	
---	--

	
--	---

	
--	---

	
--	---

Letter Sounds

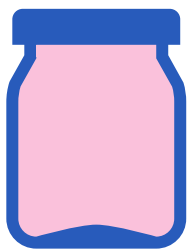
Name: _____

Class: _____


Teacher: _____

Date: _____

Say the name of each picture out loud and circle the beginning sound.




d j



h b



b d



s a



t s



c b



c d



k c

What's the Matter?

Name: _____

Grade & Section: _____

Teacher: _____


Date: _____

Show how matter changes by completing the puzzles below. What happens when you combine the things in the pictures? Draw the results!




Ice


+



Sun

=






Water


+



Fire

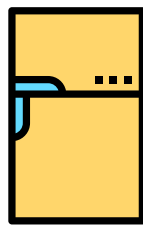
=






Water

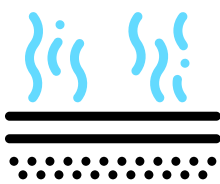
+



Freezer


=






Steam

+



Cloud

=



NAME:

DATE:

FEELINGS CHECK-IN

Today is...

Circle the day today:

Monday

Tuesday

Wednesday

Thursday

Friday

Saturday

Sunday

The weather is...


Color the picture of your answer:



I feel...

Write the name or color of your feeling:

Circle the picture of what you are looking forward to today:



Name: _____

Section: _____

Date: _____

Score: _____

Identify the picture

Color the box with the correct object name.



lunch box

pen case



mirror

glasses



paper

book



scissors

ruler



car

house




banana

apple



key

ring



pencil

eraser

NAME

TEACHER

CLASS

DATE

LETTER MIX-UP!

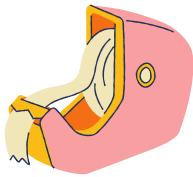
Unscramble the letters to spell the words correctly



c k l c o



o l b e g



a t p e



s o e s h




n t a i p



a l e d m



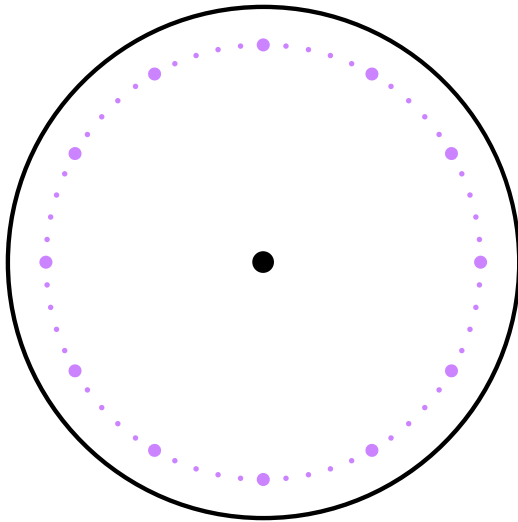
p l p e a



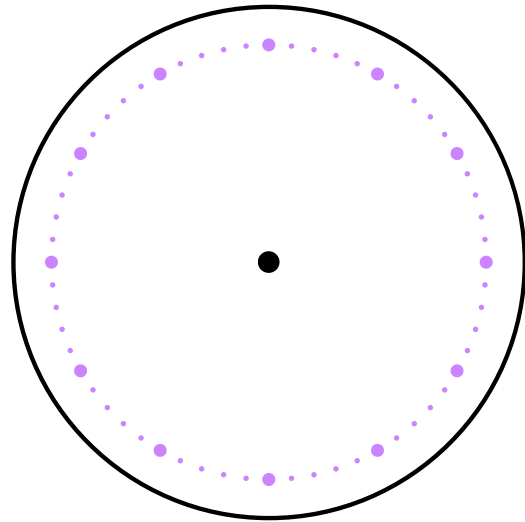
s i p n

WHAT TIME IS IT?

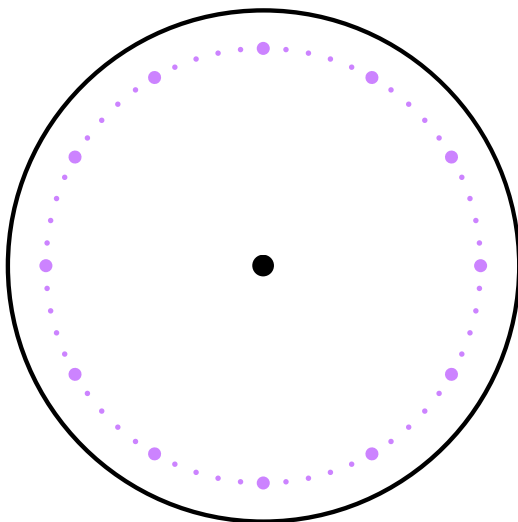
Read the time from the digital clocks.
Can you set the correct time on the analog
clocks by drawing the correct hands?



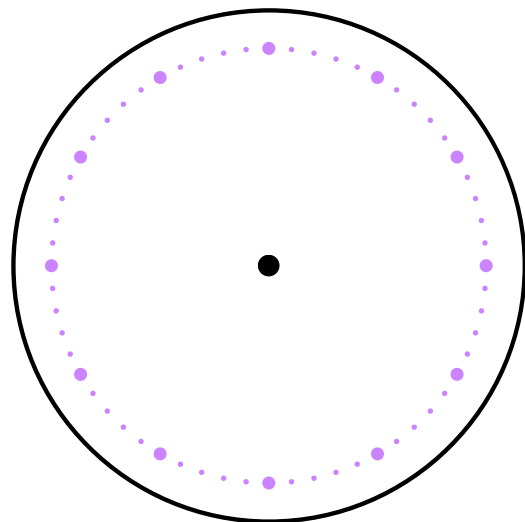
3:30



11:00



7:00



2:45

Name	Grade	Teacher	Date
------	-------	---------	------

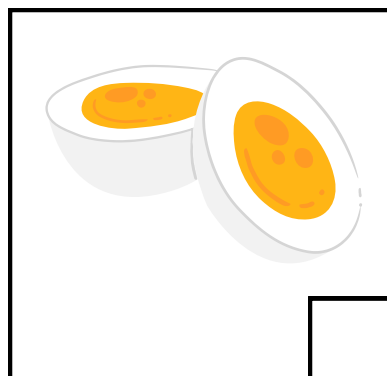




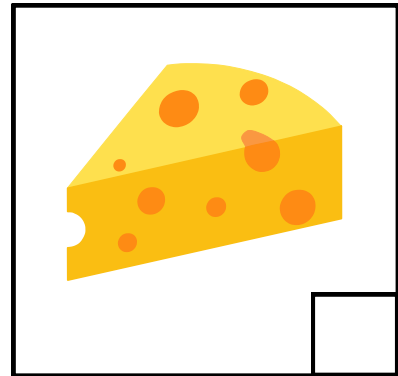


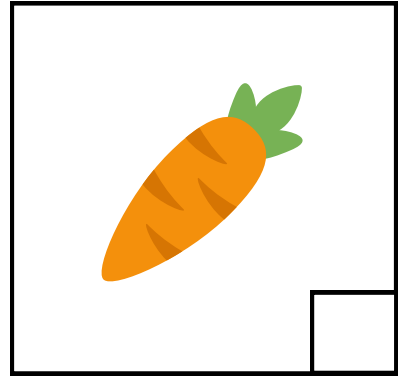
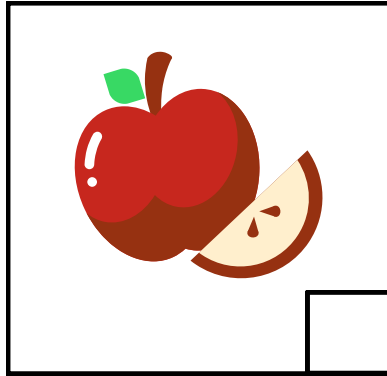

Name:

Class:

Taking Care of My Teeth



Look at the pictures below. Tick the foods and beverages that are healthy for your teeth and put a cross on the foods and beverages that are unhealthy for your teeth.

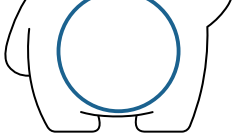


Name :

Class :



MISSING NUMBERS




Write the missing numbers in the blanks.

1 ▶ 2 ▶  ▶ 4 ▶ 5

10 ◀  ◀ 8 ◀ 7 ◀ 

 ▶ 12 ▶ 13 ▶  ▶ 15

20 ◀ 19 ◀  ◀ 17 ◀ 

 ▶ 22 ▶  ▶ 24 ▶ 

Name: _____

What's the weather?

Direction: Match the weather and the words.



•

• sunny



•

• cloudy




•

• stormy



•

• snowy



•

• rainy



•






• windy

Name _____

Date _____

AB PATTERNS

Look at the patterns below. Cut out the images at the bottom.
Paste the image that comes next in each pattern.














Name _____

Date _____

AB PATTERNS

Look at the patterns below. Cut out the images at the bottom.
Paste the image that comes next in each pattern.








Name _____

Date _____

AB PATTERNS

Look at the patterns below. Cut out the images at the bottom.
Paste the image that comes next in each pattern.


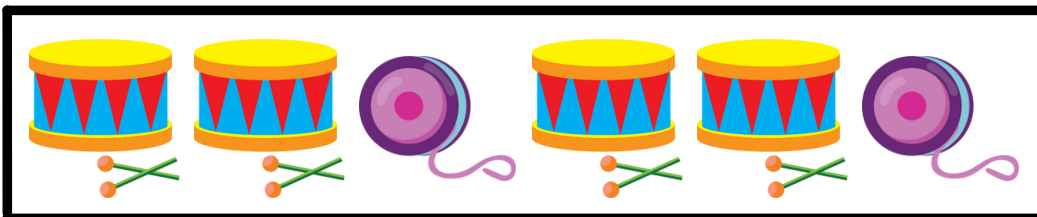





Name _____

Date _____

AAB PATTERNS

Look at the patterns below. Cut out the images at the bottom.
Paste the image that comes next in each pattern.












Name _____

Date _____

AAB PATTERNS

Look at the patterns below. Cut out the images at the bottom.
Paste the image that comes next in each pattern.



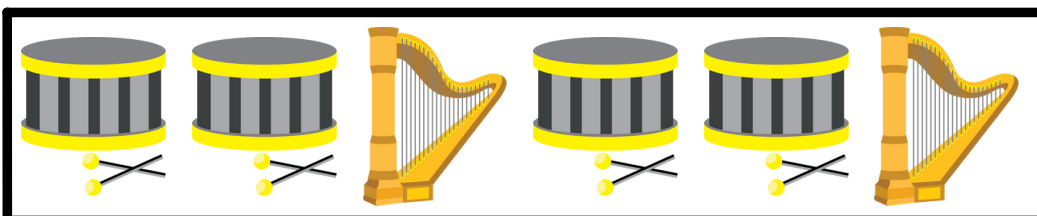


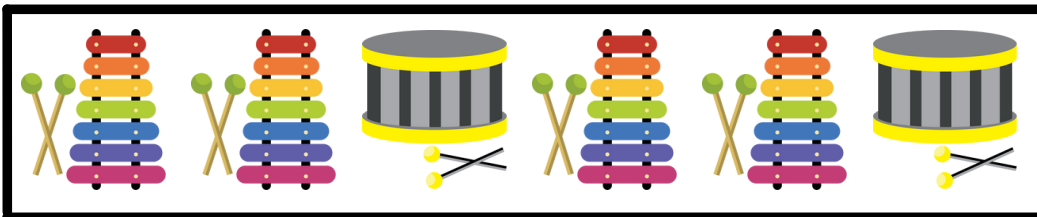

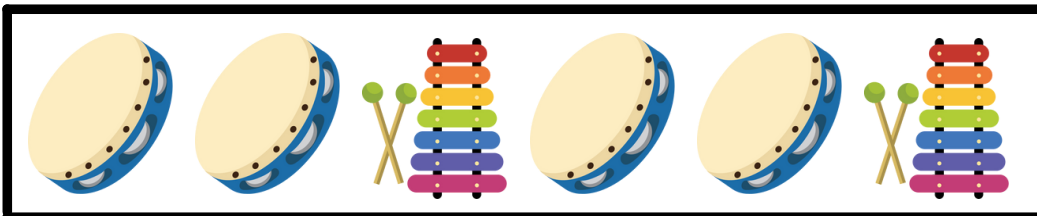



Name _____

Date _____

AAB PATTERNS

Look at the patterns below. Cut out the images at the bottom.
Paste the image that comes next in each pattern.








Name _____

Date _____

ABB PATTERNS

Look at the patterns below. Cut out the images at the bottom.
Paste the image that comes next in each pattern.







Name _____

Date _____

ABB PATTERNS

Look at the patterns below. Cut out the images at the bottom.
Paste the image that comes next in each pattern.














Name _____

Date _____

ABB PATTERNS

Look at the patterns below. Cut out the images at the bottom.
Paste the image that comes next in each pattern.













Name _____

Date _____

ABC PATTERNS

Look at the patterns below. Cut out the images at the bottom.
Paste the image that comes next in each pattern.












Name _____

Date _____

ABC PATTERNS

Look at the patterns below. Cut out the images at the bottom.
Paste the image that comes next in each pattern.












Name _____

Date _____

AABB PATTERNS

Look at the patterns below. Cut out the images at the bottom.
Paste the image that comes next in each pattern.













Name _____

Date _____

AABB PATTERNS

Look at the patterns below. Cut out the images at the bottom.
Paste the image that comes next in each pattern.






Name _____

Date _____

AABC PATTERNS

Look at the patterns below. Cut out the images at the bottom.
Paste the image that comes next in each pattern.









Name _____

Date _____

AABC PATTERNS

Look at the patterns below. Cut out the images at the bottom.
Paste the image that comes next in each pattern.



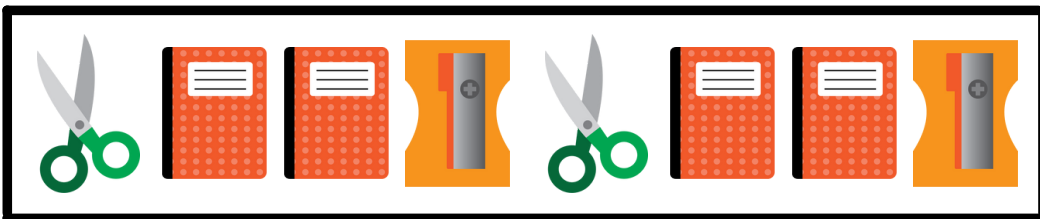




Name _____

Date _____

ABBC PATTERNS

Look at the patterns below. Cut out the images at the bottom.
Paste the image that comes next in each pattern.





Name _____

Date _____

ABBC PATTERNS

Look at the patterns below. Cut out the images at the bottom.
Paste the image that comes next in each pattern.













Name _____

Date _____

ABCD PATTERNS

Look at the patterns below. Cut out the images at the bottom.
Paste the image that comes next in each pattern.


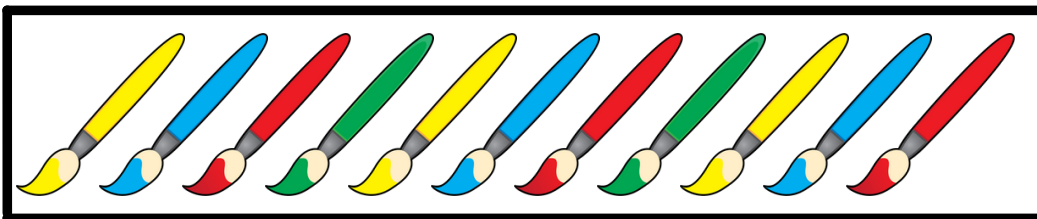

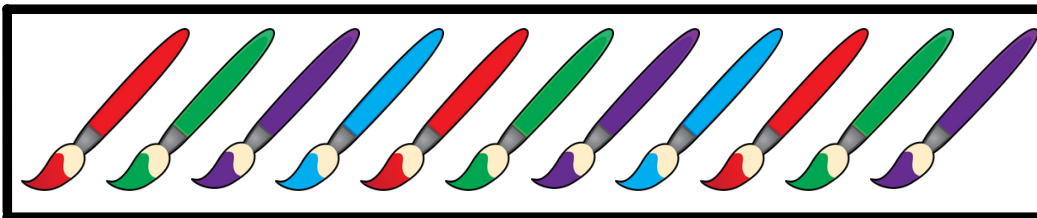



Name _____

Date _____

ABCD PATTERNS

Look at the patterns below. Cut out the images at the bottom.
Paste the image that comes next in each pattern.



Name: _____



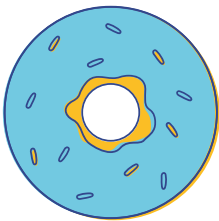
Section: _____

Date: _____

Score: _____

Match The Shapes

Draw a line from the object on the left to the shape that matches it.



Name _____

Date _____

I SPY: VEGETABLES




Find and count the following vegetables.



Name _____

Date _____

I SPY: VEGETABLES



Find and count the following vegetables.



Match the letters!



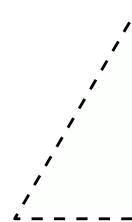
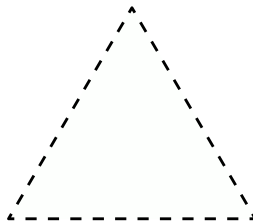
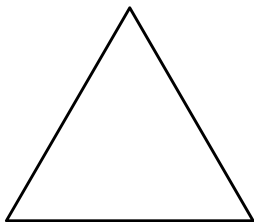
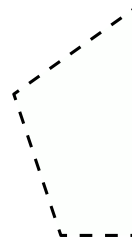
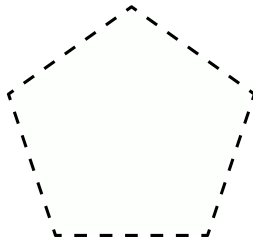
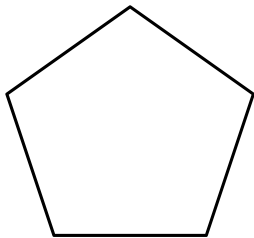
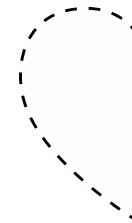


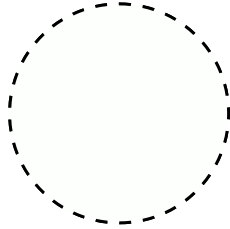



Name: _____

Date _____

Draw the shapes






Continue drawing the shapes below.



Name:

I Know My Colors

Color the flowers accordingly.


red	
orange	
yellow	
green	
blue	

Name _____

Date _____

PARTS OF THE BODY

Label the body parts in this diagram.



WORD BANK

chest

foot

hand

eyebrow

eye

stomach

hair

mouth


ear

shoulder


Fruits Matching

Match the fruits and their names.

strawberry




apple




orange



cherry




plum



grapes




pear





I spy with my little eye Dental Health



Count the pictures and write their numbers.














Name: _____

Count the numbers!

Can you count the numbers as you create the apple?
How many numbers are there?



Phonics Worksheet

Name: _____

Write the correct vowel to complete each word.


a

e

i

o

u




s _ n




n _ st




r _ in



b _ n



gr _ ss



ch _ ck



c _ rn



t _ nt





fr _ g

Bunny Shapes

Name _____ Grade _____


Color the shapes according to the example



Name: _____

Count the numbers!

Can you count the numbers as you create the cat? How many numbers are there?



NAME: _____


Count and fill in the correct answer.




+




=




+



=









+



=

NAME:

Count and fill in the correct answer.

 $+$  $=$
  $+$  $=$
  $+$  $=$



FREE TIME ACTIVITIES



WORD SEARCH

Find the words listed below and circle them.

T	S	K	A	T	I	N	G	Z	C		X
U	W	H	I	K	I	N	G	D	A	R	C
S	I	N	G	I	N	G	Y	A	M	E	L
C	M	M	I	S	F	W	O	N	P	A	I
A	M	N	G	K	R	I	Q	C	I	D	M
F	I	S	H	I	N	G	N	I	N	I	B
D	N	P	A	I	N	T	I	N	G	N	I
E	G	L	O	N	L	M	O	G	J	G	N
H	J	A	K	G	C	Y	C	L	I	N	G


- SINGING
- DANCING
- CAMPING
- HIKING
- SWIMMING
- READING
- FISHING
- CYCLING
- SKATING
- SKIING
- CLIMBING
- PAINTING



Label Me!

Name: _____

Direction: Label the parts of the plant.



roots

flower

fruit

stem

leaf

What are they doing?

Circle the correct answer.




1. He is running/
playing guitar.




2. They are running/
jumping.




3. He is painting/
playing guitar.



4. She is driving a car/
kicking a ball.



5. He is playing drums/
riding a bike.



6. She is singing a song/
watching TV.

Name _____


Date _____

CLOTHES

Identify the pictures below. Use the word bank below to name each picture.




.....



.....



.....



.....

Word Bank:

shirt	cap	shorts	dress
-------	-----	--------	-------

Name _____

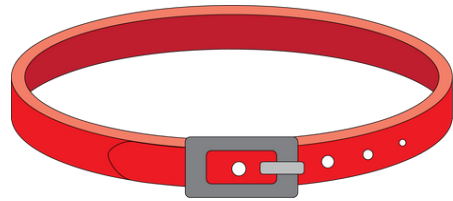
Date _____

CLOTHES

Identify the pictures below. Use the word bank below to name each picture.




.....



.....



.....



.....

Word Bank:

shoes	belt	pants	sweater
-------	------	-------	---------

Name _____

Date _____

CLOTHES

Identify the pictures below. Use the word bank below to name each picture.




.....



.....



.....



.....

Word Bank:

socks	beanie	hat	mittens
-------	--------	-----	---------

Name _____

Date _____

CLOTHES

Identify the pictures below. Use the word bank below to name each picture.



.....



.....



.....



.....

Word Bank:

gloves	scarf	raincoat	overalls
--------	-------	----------	----------

Name _____

Date _____

SENTENCE WRITING

Look at the picture below. Write a sentence that tells about the picture.



.....

.....

.....

Name _____

Date _____

SENTENCE WRITING

Look at the picture below. Write a sentence that tells about the picture.



Name _____

Date _____

SENTENCE WRITING

Look at the picture below. Write a sentence that tells about the picture.



Name _____

Date _____

SENTENCE WRITING

Look at the picture below. Write a sentence that tells about the picture.



Name _____

Date _____

SENTENCE WRITING

Look at the picture below. Write a sentence that tells about the picture.



.....

.....

.....

Name _____

Date _____

ONE SUMMER DAY

What would you wear on a warm summer day?

Handwriting practice lines consisting of solid top and bottom lines with a dashed middle line. There are ten sets of these lines for writing an answer.



Name _____

Date _____

MY FAVORITE CLOTHES

What are your favorite clothes?

Handwriting practice lines consisting of solid top and bottom lines with a dashed middle line. There are 10 sets of these lines for writing.




Name _____


Date _____

GRAPHING ACTIVITY

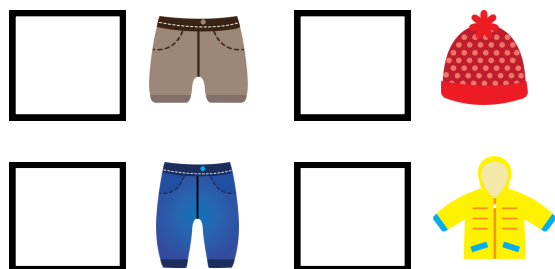
Find and graph the items listed. Then answer the questions below.



10				
9				
8				
7				
6				
5				
4				
3				
2				
1				



How many of each?



Which item did you find the most of? _____


Which item did you find the least of? _____

Name _____

Date _____

GRAPHING ACTIVITY

Find and graph the items listed. Then answer the questions below.



10				
9				
8				
7				
6				
5				
4				
3				
2				
1				



How many of each?



Which item did you find the most of? _____



Which item did you find the least of? _____

Name _____

Date _____

COMPLETE THE PATTERN

Look at the patterns below. Cut out the images at the bottom. Paste the image that comes next in each pattern.






Name _____

Date _____

COMPLETE THE PATTERN

Look at the patterns below. Cut out the images at the bottom. Paste the image that comes next in each pattern.





Name _____

Date _____

COMPLETE THE PATTERN

Look at the patterns below. Cut out the images at the bottom. Paste the image that comes next in each pattern.



Name _____

Date _____

COLORING ACTIVITY

Color the picture below.



Name _____

Date _____

COLORING ACTIVITY

Color the picture below.



Name _____

Date _____

COLORING ACTIVITY

Color the picture below.




Name _____

Date _____

COLORING ACTIVITY

Color the picture below.



Name _____

Date _____

COLORING ACTIVITY

Color the picture below.



Name: _____

Emotions

Can you tell their emotions? Choose from the words on the box.



sad	worried	happy
angry	silly	tired


Colour box showing the number of sea animals in the boxes.




3 6 1



6 5 4



4 2 5




6 3 1

Name-Surname:

Class:

Circle number 6.



Name-Surname:

Class:

Name: _____

Let's Count!

Write the missing number on the empty eggs.

1		3		
	7			10
		13		
		16		18
			19	



Name: _____

Date: _____

MISSING VOWEL

Write the correct short vowel to complete each word.

a

e


i

o

u




d _ g




s _ n




v _ n



p _ g



h _ t



f _ n

Rhyming Words

NAME: _____

TEACHER: _____

CLASS: _____

DATE: _____



Circle the word that rhymes with the word inside the box.

cat

bat

clap

pan

saw

can

bee

see

me

hand

land

bend

mop

lap

cop

lip








skip

drip

Mother and Baby Animals





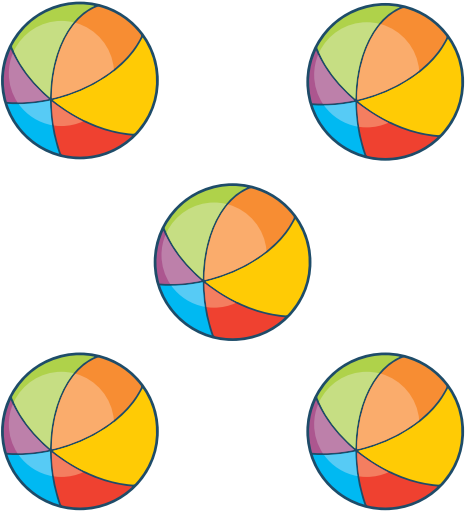

Name: _____

Direction: Match the mother animal and its baby.



Count and Color

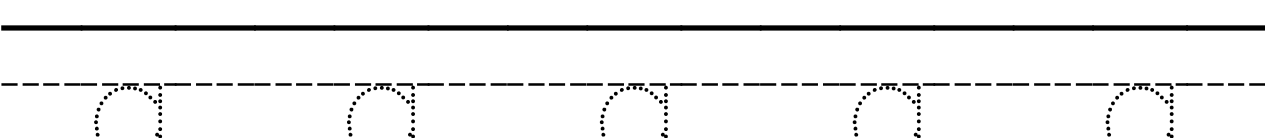
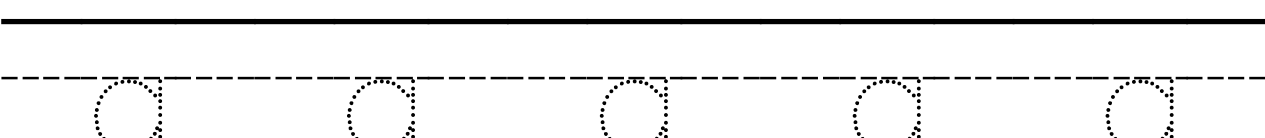
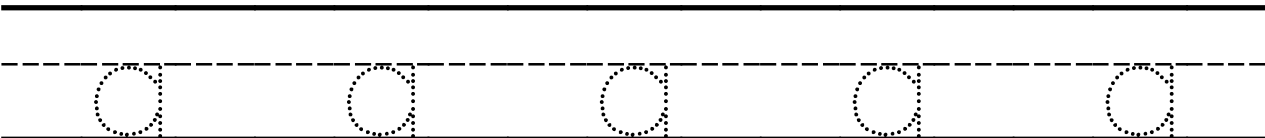
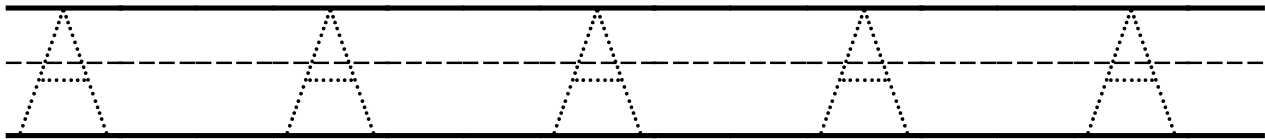
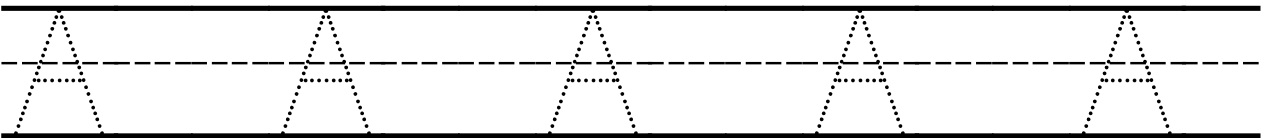
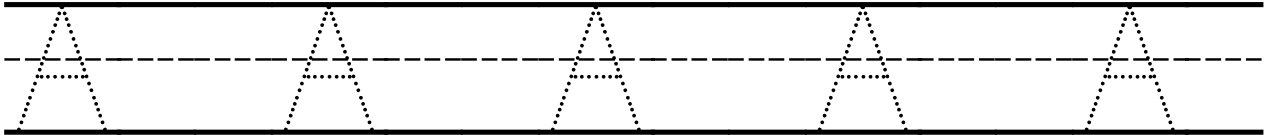
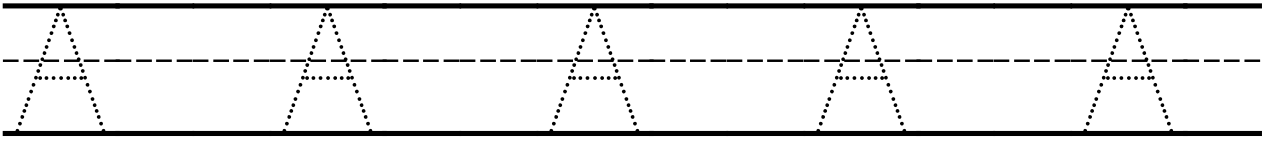
Count the objects and color the correct number.

	<p>3</p> <p>4</p> <p>5</p>		<p>6</p> <p>7</p> <p>8</p>
	<p>4</p> <p>5</p> <p>6</p>		<p>7</p> <p>8</p> <p>9</p>
	<p>5</p> <p>6</p> <p>7</p>		<p>8</p> <p>9</p> <p>10</p>

Name _____

Date _____

Trace the letter Aa.



Name _____ Date _____

Write the letter Aa.

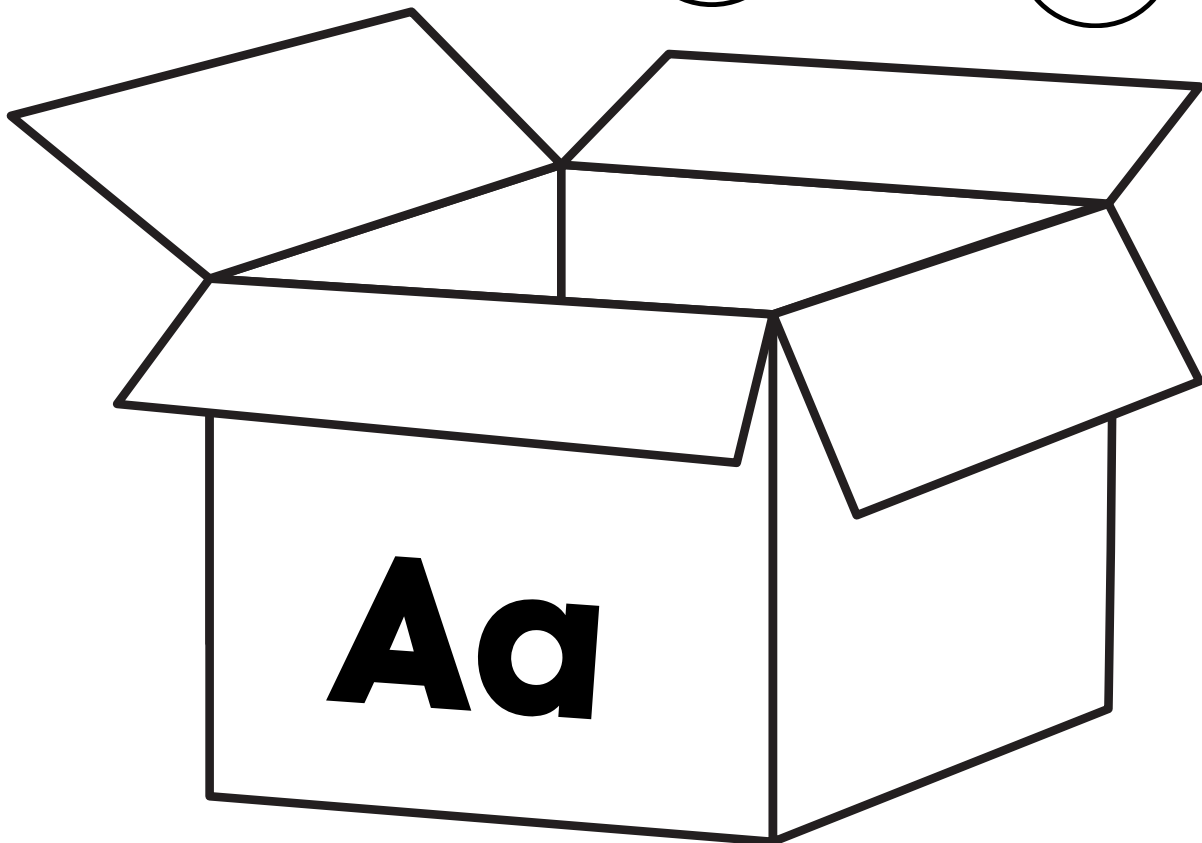

A A A A A

a a a a a

Name _____

Date _____


Dab the uppercase A.



Name _____

Date _____

Dab the lowercase a.



Numbers

Write the numbers.

one four three ten eight zero
seven nine five two six

0

1

2

3

4

5

6

7

8

9


10

Name: _____


Date: _____

FRUITS AND VEGETABLES


Circle all the vegetables and color all the fruits.




cabbage




apple




lettuce



pineapple




orange




eggplant



broccoli



grapes



banana



Name: _____

Count the numbers!


Can you count the numbers as you create the bunny?
How many numbers are there?



Name: _____

True or False


Shade the circle of the correct answer.



This is a camel.

True


False



This is a giraffe.



This is a panda.



This is a bear.

Paint By Number


1 - Pink

2 - Purple

3 - Green

4 - Red

5 - Yellow



Name: _____

Post It Subtraction

Subtract, cut
and stick the
post it to the
correct answer.

3

5

6

2

4

0

$6-3=$

$9-5=$

$5-3=$


$8-2=$

$10-5=$

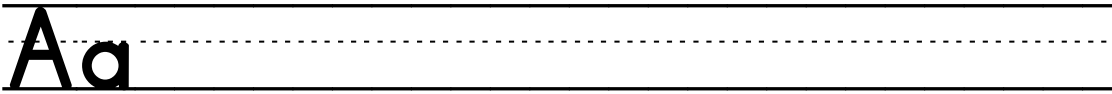

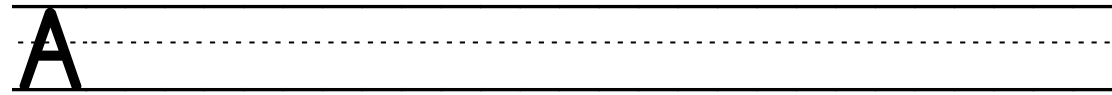
$7-7=$

Name: _____







Color the letters.



Write the letters.




Color the things that starts with Aa.



Name: _____

Color the letters.







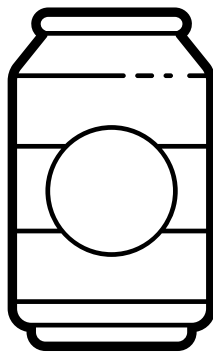
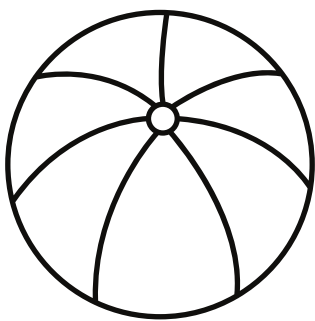
Write the letters.

B

b

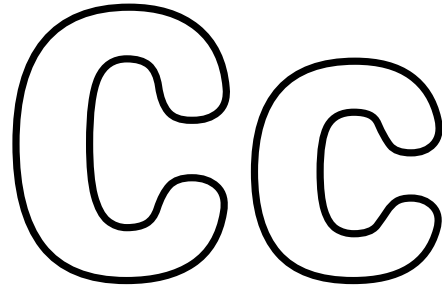
Bb

Color the things that starts with Bb.



Name: _____






Color the letters.



Write the letters.

Handwriting practice lines. The first line shows the uppercase letter 'C' on a set of three horizontal lines (top, middle-dotted, bottom). The second line shows the lowercase letter 'c' on a similar set of lines. The third line shows the letters 'C' and 'c' together on a similar set of lines.

Color the things that starts with Cc.



How many?

Observe and count the shapes. Answer the questions.



1. How many are red?

.....

2. How many are small?

.....

3. How many are triangle?

.....

4. How many are four-sided?

.....

5. How many have more than four side?

.....

6. How many stars are there?

.....

How many? - Key

Observe and count the shapes. Answer the questions.



1. How many are red?

3

2. How many are small?

5

3. How many are triangle?

6

4. How many are four-sided?

7

5. How many have more than four side?

4

6. How many stars are there?











4

Name: _____

Date: _____

LETTER RAINDROPS

FILL IN THE MISSING BIG LETTERS

















Name: _____

Date: _____

LETTER RAINDROPS


FILL IN THE MISSING SMALL LETTERS




Aa

Word Tracing

Direction: Trace the words for each picture.




apple



alligator



airplane




ant

Bb

Word Tracing


Direction: Trace the words for each picture.




butterfly



boat



balloon




banana

Cc

Word Tracing

Direction: Trace the words for each picture.



cat

carrot



cake



candy

Dd

Word Tracing


Direction: Trace the words for each picture.



duck



drum



dolphin




donut


Ee

Word Tracing

Direction: Trace the words for each picture.



elephant



eggplant



earth



eagle

Ff

Word Tracing


Direction: Trace the words for each picture.



flower



frog



fan




fire


Gg

Word Tracing

Direction: Trace the words for each picture.




grapes



giraffe



guitar



girl


Hh

Word Tracing

Direction: Trace the words for each picture.




house



hat



heart




hand

Ii

Word Tracing

Direction: Trace the words for each picture.



insect



ice cream



island



igloo

Jj

Word Tracing


Direction: Trace the words for each picture.




juice



jacket



jellyfish




jar

Name _____


Date _____

VEGETABLES


Identify the pictures below. Use the word bank below to name each picture.




.....



.....



.....



.....

Word Bank:


cucumber	sweet potato	bell pepper	beetroot
----------	--------------	-------------	----------

Name _____


Date _____

VEGETABLES

Identify the pictures below. Use the word bank below to name each picture.



.....



.....



.....



.....

Word Bank:


potato	cabbage	broccoli	turnip
--------	---------	----------	--------

Name _____

Date _____

VEGETABLES


Identify the pictures below. Use the word bank below to name each picture.



.....



.....



.....



.....

Word Bank:

artichoke	carrot	eggplant	onion
-----------	--------	----------	-------

Name _____


Date _____

VEGETABLES

Identify the pictures below. Use the word bank below to name each picture.




.....



.....



.....



.....

Word Bank:


garlic	zucchini	celery	pumpkin
--------	----------	--------	---------

Name _____

Date _____

SENTENCE WRITING

Look at the picture below. Write a sentence that tells about the picture.



.....

.....


.....

Name _____

Date _____

SENTENCE WRITING

Look at the picture below. Write a sentence that tells about the picture.




Name _____

Date _____

SENTENCE WRITING

Look at the picture below. Write a sentence that tells about the picture.



.....

.....


.....

Name _____

Date _____

SENTENCE WRITING

Look at the picture below. Write a sentence that tells about the picture.




Name _____

Date _____

SENTENCE WRITING

Look at the picture below. Write a sentence that tells about the picture.



.....

.....

.....

Name _____

Date _____

SENTENCE WRITING


Look at the picture below. Write a sentence that tells about the picture.



Name _____

Date _____

COUNTING VEGETABLES




Find and count the following items.



Name _____

Date _____

COUNTING VEGETABLES



Find and count the following items.




Name _____

Date _____

VEGETABLE GRAPH

Find and graph the items listed. Then answer the questions below.



10				
9				
8				
7				
6				
5				
4				
3				
2				
1				



How many of each?



Which item did you find the most of? _____

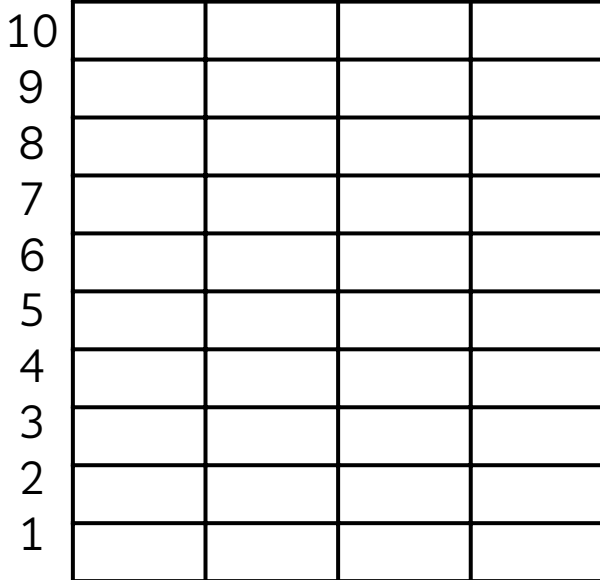

Which item did you find the least of? _____

Name _____


Date _____

VEGETABLE GRAPH

Find and graph the items listed. Then answer the questions below.



How many of each?



Which item did you find the most of? _____







Which item did you find the least of? _____

Name _____

Date _____

FINISH THE PATTERN

Look at the patterns below. Cut out the images at the bottom. Paste the image that comes next in each pattern.









Name _____

Date _____

FINISH THE PATTERN

Look at the patterns below. Cut out the images at the bottom. Paste the image that comes next in each pattern.








Name _____

Date _____

FINISH THE PATTERN

Look at the patterns below. Cut out the images at the bottom. Paste the image that comes next in each pattern.




Name _____

Date _____

COLORING ACTIVITY

Color the picture below.




Name _____

Date _____

COLORING ACTIVITY

Color the picture below.



Name _____

Date _____

COLORING ACTIVITY

Color the picture below.




Name _____

Date _____


COLORING ACTIVITY

Color the picture below.

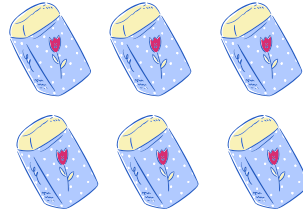


NUMBERS


Look, count and trace.




one



six




two




seven



three




eight




four



nine



five




ten

Name: _____

Date: _____

BEGINNING SOUNDS

write the beginning sound of each object




_lephant



_ce



_mbrella




_range



_nt

PRE-WRITING: TRACING

Trace the lines to help the butterflies find their way to the garden



Read and Match

Cut and paste the picture to match each word family -at.

cat

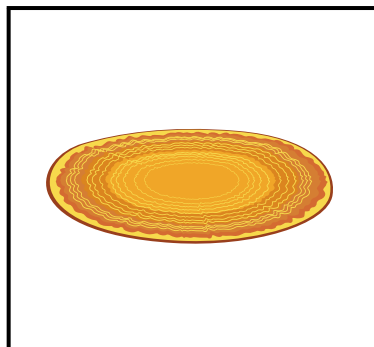

mat

bat

rat

sat

hat



Read and Match

Cut and paste the picture to match each word family -an.

pan




can

van

man

ran


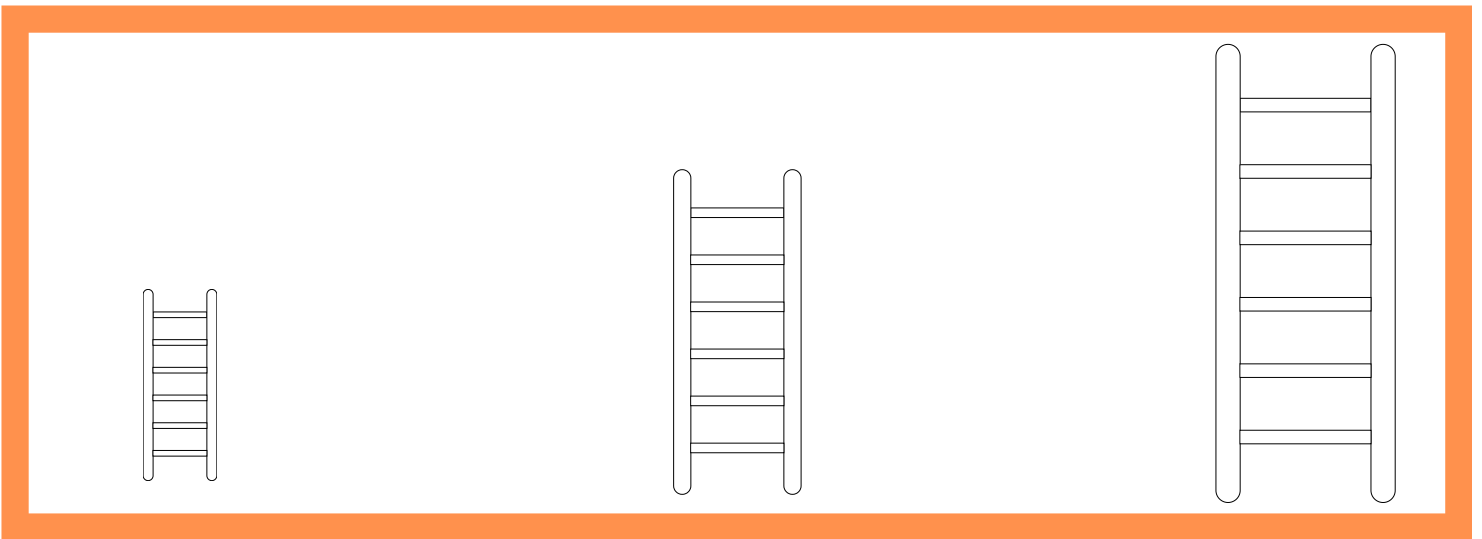

fan



Name: _____ Date: _____

TALLEST AMONG THEM ALL

circle and color the tallest one in the row.



Name _____


Date _____

SENSE OF TASTE

Look at each picture. Circle the pictures that would taste sweet if you tasted them.



mango



lollipop



muffin



strawberry



donut



vinegar



cookie



sugar



salt

Name _____

Date _____

SENSE OF TASTE


Look at each picture. Circle the pictures that would taste salty if you tasted them.



lemon




apple



fries



chips



salt



orange



ice cream



popcorn



nachos

Name _____


Date _____

SENSE OF TASTE


Look at each picture. Circle the pictures that would taste bitter if you tasted them.



donut



pretzel



garlic




broccoli



coffee




ice cream



bitter melon



dark chocolate



cheese

Name _____


Date _____

SENSE OF TASTE

Look at each picture. Circle the pictures that would taste sour if you tasted them.




coffee



kiwifruit



olive oil



grapes




lime



ketchup



lemon



green apple



vinegar

Which is Larger?

Name: _____

Circle the larger number.

25 24

82 64

28 37

25 24

99 90

46 49

73 86

55 65

Which is Larger?

Name: _____

Circle the larger number.

35 54

22 26

38 57

29 41

89 90






40 50

75 66

72 85


Pizza Fractions!

The pizza party was a blast! Now it's time to pack up. How many pizzas were left? Write your answers down as fractions.





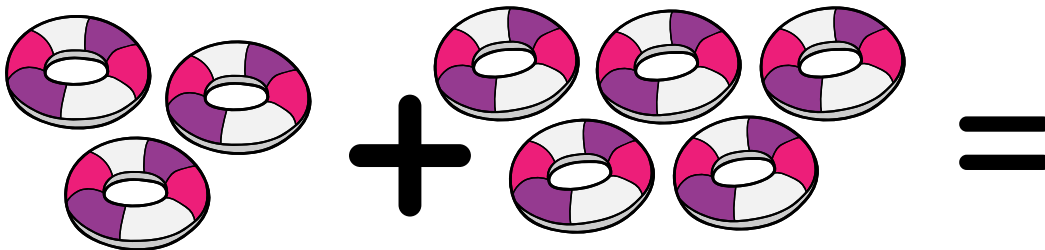



Summer Addition



Name: _____

Date: _____





Add the objects in each box and
write your answer after the equal (=) sign.



Heavy - Light

Name :








- Mark the lighter one in the pictures.



Name: _____


FARM ANIMALS

connect the mother animals to their babies.



WEATHER AND CLOTHES

Match the weather to the suitable clothing.



What else can you wear in different types of weather? Write the clothes.




A large, empty rounded square box with a thick yellow border, intended for writing clothes suitable for sunny weather.



A large, empty rounded square box with a thick teal border, intended for writing clothes suitable for stormy or rainy weather.



A large, empty rounded square box with a thick light blue border, intended for writing clothes suitable for snowy or winter weather.



Pronouns



I, She, He, It, They

Write the correct pronoun that corresponds to the picture.



_____ is my friend.



_____ am Mary.




_____ are going to school.



_____ walks to school daily.



_____ is our school bus.







Shapes Game

Name _____ Grade _____




Color



Trace



Make 3 with your fingers.



Trace over the 3 with your finger .



Count the leaves of a clover.



Circle the balloons in groups of three as in the example.



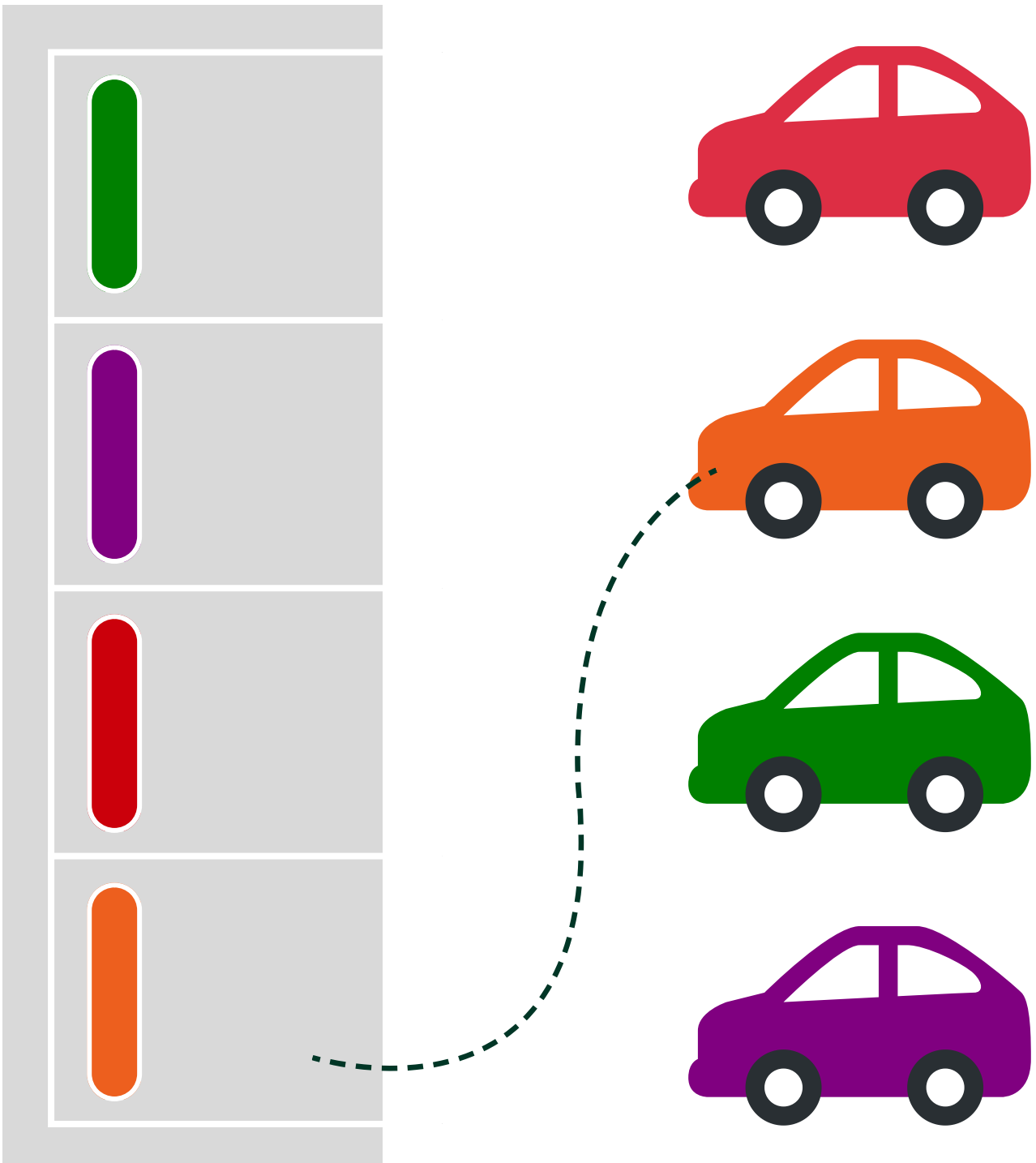
Name-Surname:

Class:

Name: _____

Color Matching Car Park

Draw a line to drive the cars to the parking lot.











Name: _____

Date: _____


UNDER THE SEA

connect each picture with its other half


	•	
	•	
	•	
	•	


HOMOPHONES


Highlight the word that names each picture.


	sun
	son


	won
	one


	be
	bee

	see
	sea

	for
	four






	sail
	sale

	right
	write

	mail
	male

THE FARM

circle all the animals that can be found in the wild.






Name: _____

Date: _____

How many?

Count the winter objects and write the numbers (1-10) in the box




Name: _____


Date: _____

FRUIT SUBTRACTION


Solve the subtraction equations below.



8 blueberries minus 3 blueberries equals _____




8 pineapples minus 3 pineapples equals _____



9 apples minus 4 apples equals _____





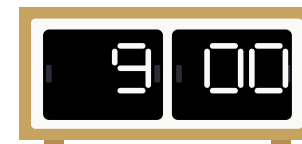
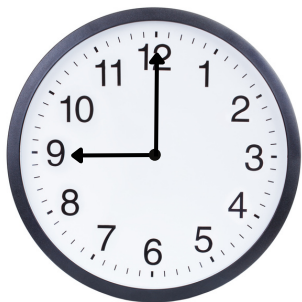

6 pears minus 5 pears equals _____



10 strawberries minus 6 strawberries equals _____

Telling Time to the Hour

Which digital clock shows the same time as the analog clock? Circle the correct answer.



Name: _____

ADDITION

solve and write the sum.

$1 + 2 =$

$1 + 3 =$

$1 + 4 =$

$2 + 1 =$

$2 + 2 =$

$3 + 2 =$

Name: _____

SUBTRACTION

solve and write the difference.

$5 - 1 = \underline{\quad}$

$5 - 3 = \underline{\quad}$

$4 - 2 = \underline{\quad}$



$3 - 1 = \underline{\quad}$

$2 - 2 = \underline{\quad}$

$4 - 3 = \underline{\quad}$





Name:

Number Tracing Practice



Name:


Number Tracing Practice



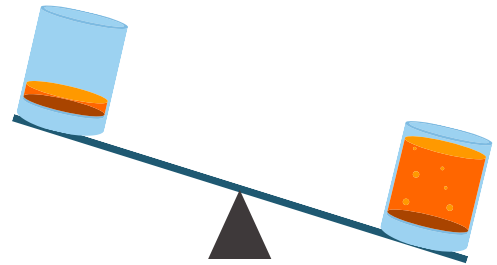
Heavy - Light

Name :


- Mark true if the following is true, mark false if false.




True False




True False




True False



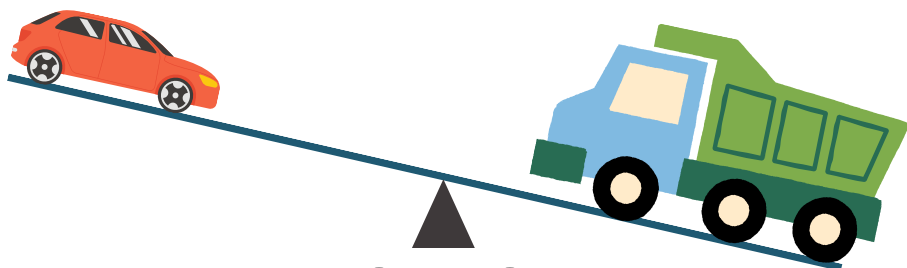
True False



True False



True False



True False

Name: _____

Color the Number

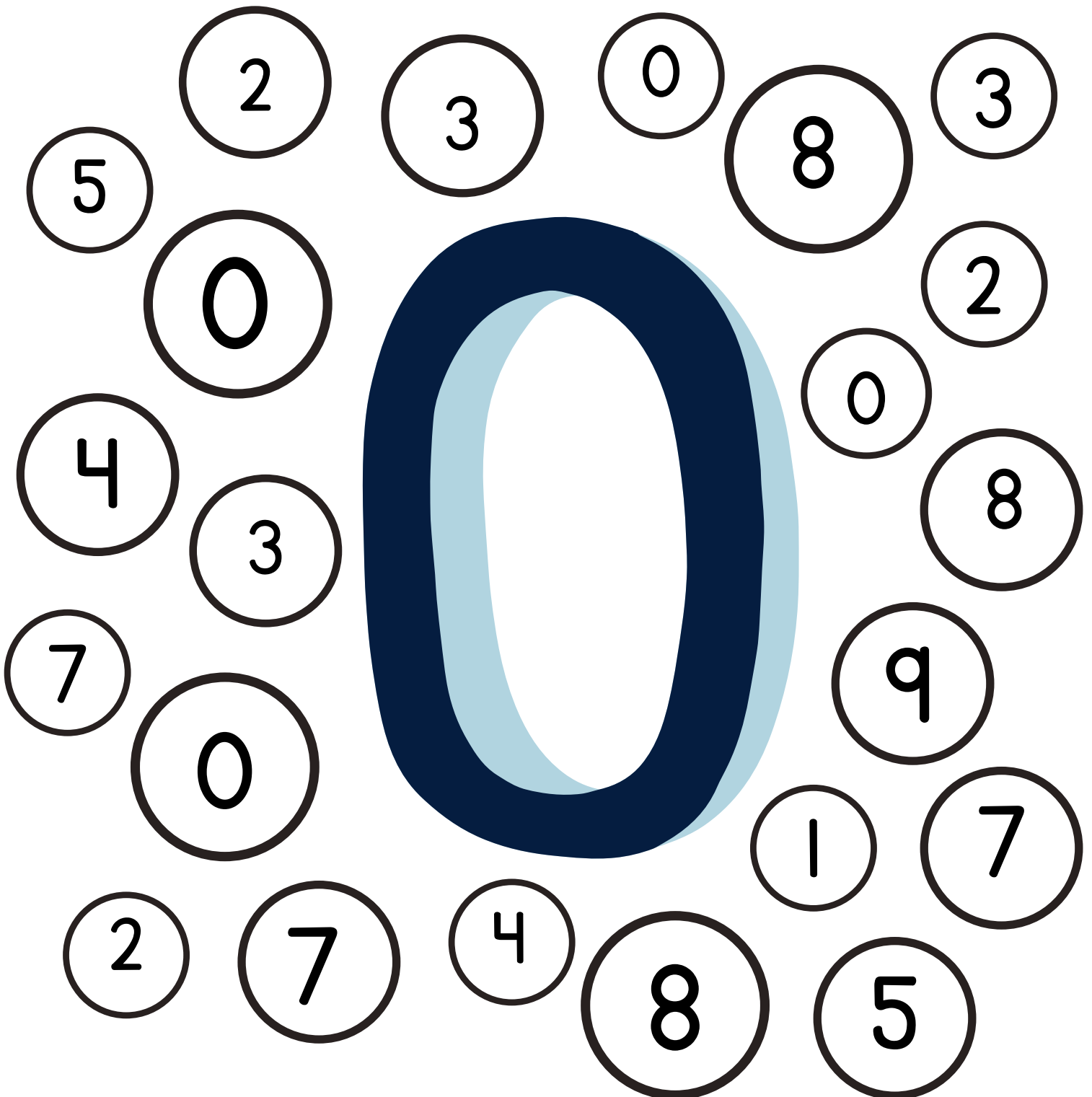
Find the number four and color them yellow



Name: _____

Color the Number


Find the number zero and color them blue.



Name: _____

Color the Number

Find the number two and color them green.



Name: _____


COUNT AND COLOR

color the correct number of objects


6




4



3









5



Recognizing ABB Patterns

Look at the rows of fruits below and observe the color patterns.
Complete the row by choosing which color comes next.



Name: _____

ANIMAL PHONICS

Color the correct beginning sound of the following pictures.



A

C


E



D

W

Q



C

P

E



L

F

V



Z

H

E



H

G

D



F

P

D



S

R


A



C

Z

U



S

R


A



B

P

D




H

U

K


Name _____

Date _____



TRACE AND WRITE THE LETTER

Trace and write the uppercase A.



Handwriting practice lines for uppercase 'A'. Each row consists of a solid top line, a dashed middle line, and a solid bottom line. There are two such rows provided for practice.

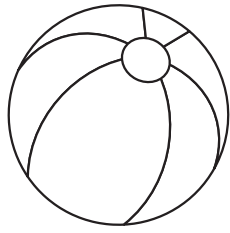
Trace and write the lowercase a.



Handwriting practice lines for lowercase 'a'. Each row consists of a solid top line, a dashed middle line, and a solid bottom line. There are two such rows provided for practice.

Name _____

Date _____



TRACE AND WRITE THE LETTER

Trace and write the uppercase B.

B

B

B

B

B

Handwriting practice lines for uppercase B. Each set consists of a solid top line, a dashed middle line, and a solid bottom line. There are two such sets of lines provided for practice.

Trace and write the lowercase b.

b

b

b


b

b

Handwriting practice lines for lowercase b. Each set consists of a solid top line, a dashed middle line, and a solid bottom line. There are two such sets of lines provided for practice.



Name _____

Date _____



TRACE AND WRITE THE LETTER

Trace and write the uppercase C.



Handwriting practice lines for uppercase C. Each set consists of a solid top line, a dashed middle line, and a solid bottom line. There are two such sets of lines provided for practice.

Trace and write the lowercase c.



Handwriting practice lines for lowercase c. Each set consists of a solid top line, a dashed middle line, and a solid bottom line. There are two such sets of lines provided for practice.

Name _____

Date _____



TRACE AND WRITE THE LETTER

Trace and write the uppercase D.

D

D

D

D

D

Handwriting practice lines for uppercase D, consisting of two sets of three horizontal lines (top solid, middle dashed, bottom solid).

Trace and write the lowercase d.

d

d

d


d

d

Handwriting practice lines for lowercase d, consisting of two sets of three horizontal lines (top solid, middle dashed, bottom solid).


Name _____

Date _____



TRACE AND WRITE THE LETTER

Trace and write the uppercase E.



Four sets of handwriting lines. Each set consists of a solid top line, a dashed middle line, and a solid bottom line, providing space for practicing writing the uppercase letter 'E'.


Trace and write the lowercase e.



Four sets of handwriting lines. Each set consists of a solid top line, a dashed middle line, and a solid bottom line, providing space for practicing writing the lowercase letter 'e'.

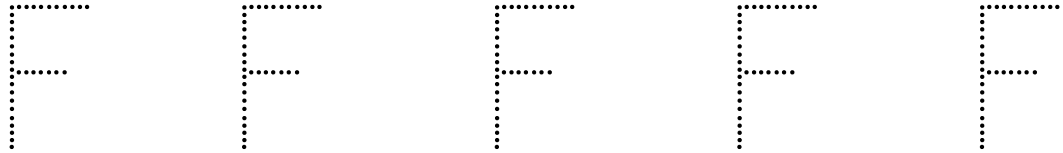
Name _____

Date _____




TRACE AND WRITE THE LETTER

Trace and write the uppercase F.



Four sets of handwriting lines for practicing the uppercase letter 'F'. Each set consists of a solid top line, a dashed middle line, and a solid bottom line.


Trace and write the lowercase f.



Four sets of handwriting lines for practicing the lowercase letter 'f'. Each set consists of a solid top line, a dashed middle line, and a solid bottom line.


Name _____

Date _____





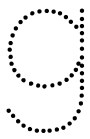
TRACE AND WRITE THE LETTER

Trace and write the uppercase G.



Handwriting practice lines for uppercase G, consisting of two sets of three horizontal lines (top solid, middle dashed, bottom solid).

Trace and write the lowercase g.



Handwriting practice lines for lowercase g, consisting of two sets of three horizontal lines (top solid, middle dashed, bottom solid).

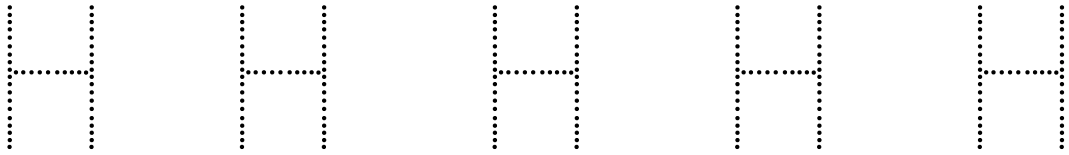
Name _____

Date _____




TRACE AND WRITE THE LETTER

Trace and write the uppercase H.



Handwriting practice lines for uppercase H, consisting of two sets of three horizontal lines (top solid, middle dashed, bottom solid).

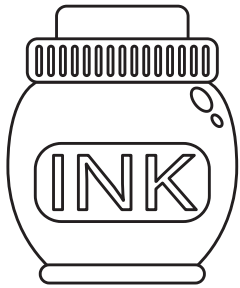
Trace and write the lowercase h.



Handwriting practice lines for lowercase h, consisting of two sets of three horizontal lines (top solid, middle dashed, bottom solid).


Name _____

Date _____



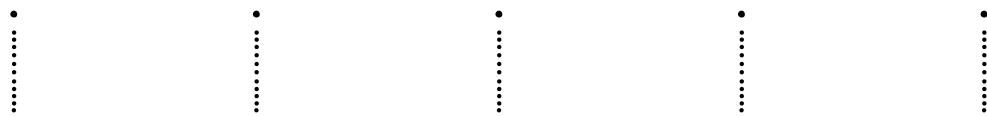
TRACE AND WRITE THE LETTER

Trace and write the uppercase I.



Handwriting practice lines for uppercase 'I'. Each set consists of a solid top line, a dashed middle line, and a solid bottom line. There are two such sets of lines provided.


Trace and write the lowercase i.



Handwriting practice lines for lowercase 'i'. Each set consists of a solid top line, a dashed middle line, and a solid bottom line. There are two such sets of lines provided.


Name _____

Date _____



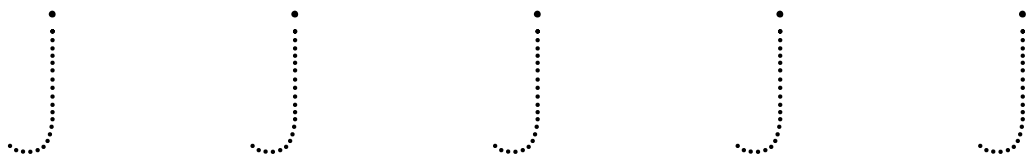
TRACE AND WRITE THE LETTER

Trace and write the uppercase J.



Two sets of handwriting lines. Each set consists of a solid top line, a dashed middle line, and a solid bottom line, providing space for practicing writing the uppercase letter 'J'.

Trace and write the lowercase j.



Two sets of handwriting lines. Each set consists of a solid top line, a dashed middle line, and a solid bottom line, providing space for practicing writing the lowercase letter 'j'.


Name _____

Date _____



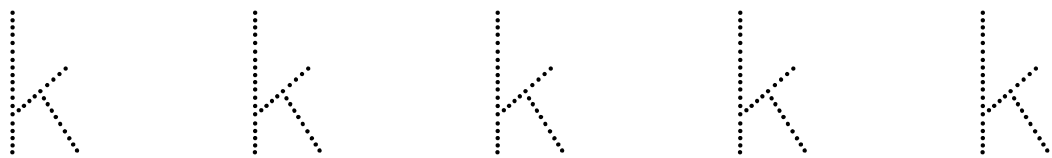
TRACE AND WRITE THE LETTER

Trace and write the uppercase K.



Four sets of handwriting lines, each consisting of a solid top line, a dashed middle line, and a solid bottom line, for practicing writing the uppercase letter K.


Trace and write the lowercase k.



Four sets of handwriting lines, each consisting of a solid top line, a dashed middle line, and a solid bottom line, for practicing writing the lowercase letter k.

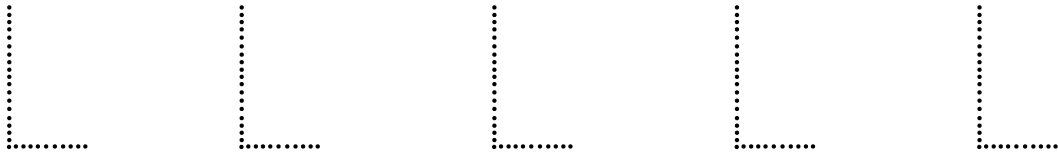
Name _____

Date _____



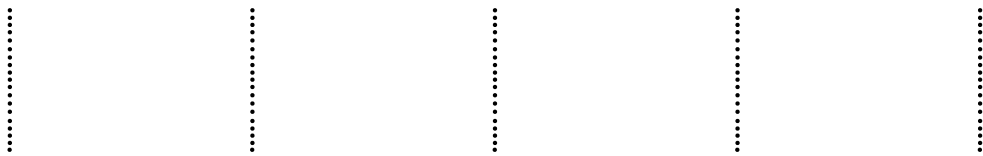
TRACE AND WRITE THE LETTER

Trace and write the uppercase L.



Two sets of handwriting lines. Each set consists of a solid top line, a dashed middle line, and a solid bottom line, providing space for practicing the uppercase letter 'L'.

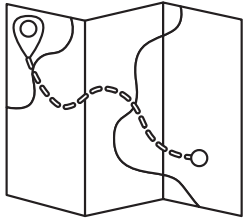
Trace and write the lowercase l.



Two sets of handwriting lines. Each set consists of a solid top line, a dashed middle line, and a solid bottom line, providing space for practicing the lowercase letter 'l'.


Name _____

Date _____



TRACE AND WRITE THE LETTER

Trace and write the uppercase M.



Handwriting practice lines for uppercase M, consisting of two sets of solid top and bottom lines with a dashed middle line.

Trace and write the lowercase m.



Handwriting practice lines for lowercase m, consisting of two sets of solid top and bottom lines with a dashed middle line.

Name _____

Date _____



TRACE AND WRITE THE LETTER

Trace and write the uppercase N.

N N N N N

Handwriting practice lines for uppercase N, consisting of two rows of solid top and bottom lines with a dashed middle line.


Trace and write the lowercase n.

n n n n n

Handwriting practice lines for lowercase n, consisting of two rows of solid top and bottom lines with a dashed middle line.






Name _____

Date _____



TRACE AND WRITE THE LETTER

Trace and write the uppercase O.



Handwriting practice lines for uppercase O, consisting of two sets of three horizontal lines (top solid, middle dashed, bottom solid).


Trace and write the lowercase o.



Handwriting practice lines for lowercase o, consisting of two sets of three horizontal lines (top solid, middle dashed, bottom solid).

Name _____

Date _____



TRACE AND WRITE THE LETTER

Trace and write the uppercase P.

P

P

P

P

P

Handwriting practice lines for uppercase P. Each set consists of a solid top line, a dashed middle line, and a solid bottom line. There are two such sets of lines provided for practice.

Trace and write the lowercase p.

p

p

p


p

p

Handwriting practice lines for lowercase p. Each set consists of a solid top line, a dashed middle line, and a solid bottom line. There are two such sets of lines provided for practice.


Name _____

Date _____



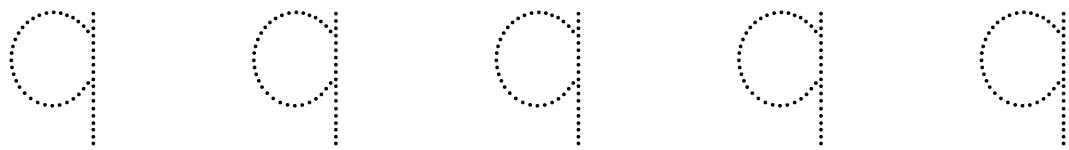
TRACE AND WRITE THE LETTER

Trace and write the uppercase Q.



Handwriting practice lines for uppercase Q. Each set consists of a solid top line, a dashed middle line, and a solid bottom line. There are two such sets of lines provided.

Trace and write the lowercase q.



Handwriting practice lines for lowercase q. Each set consists of a solid top line, a dashed middle line, and a solid bottom line. There are two such sets of lines provided.

Name _____

Date _____



TRACE AND WRITE THE LETTER

Trace and write the uppercase R.

R R R R R

Handwriting practice lines for uppercase R, consisting of two sets of three horizontal lines (top solid, middle dashed, bottom solid).


Trace and write the lowercase r.

r r r r r

Handwriting practice lines for lowercase r, consisting of two sets of three horizontal lines (top solid, middle dashed, bottom solid).


Name _____

Date _____



TRACE AND WRITE THE LETTER

Trace and write the uppercase S.



Two sets of handwriting lines. Each set consists of a solid top line, a dashed middle line, and a solid bottom line, providing space for practicing the uppercase letter 'S'.


Trace and write the lowercase s.



Two sets of handwriting lines. Each set consists of a solid top line, a dashed middle line, and a solid bottom line, providing space for practicing the lowercase letter 's'.

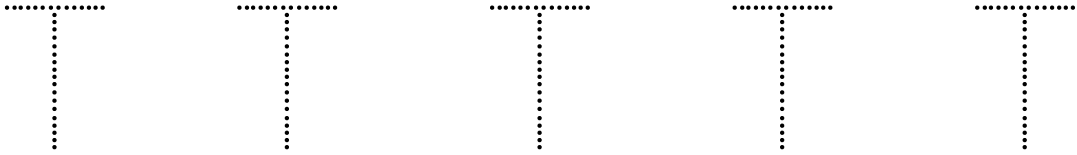
Name _____

Date _____



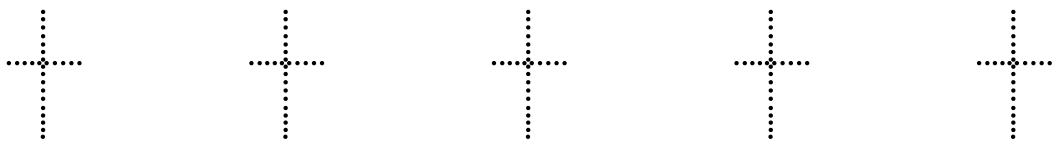
TRACE AND WRITE THE LETTER

Trace and write the uppercase T.



Handwriting practice lines for uppercase T. Each set consists of a solid top line, a dashed middle line, and a solid bottom line. There are two such sets provided for practice.

Trace and write the lowercase t.



Handwriting practice lines for lowercase t. Each set consists of a solid top line, a dashed middle line, and a solid bottom line. There are two such sets provided for practice.

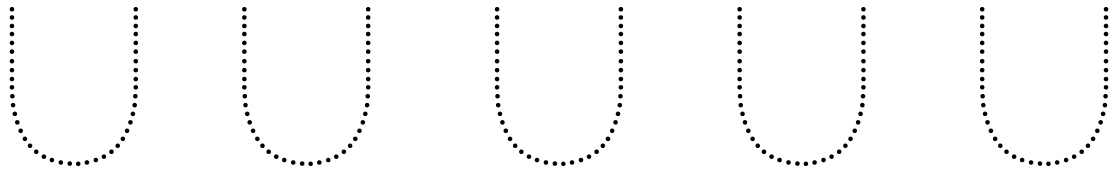
Name _____

Date _____




TRACE AND WRITE THE LETTER

Trace and write the uppercase U.



Handwriting practice lines for uppercase U. Each row consists of a solid top line, a dashed middle line, and a solid bottom line. There are five such rows provided for practice.


Trace and write the lowercase u.



Handwriting practice lines for lowercase u. Each row consists of a solid top line, a dashed middle line, and a solid bottom line. There are five such rows provided for practice.



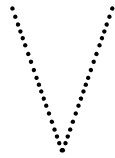
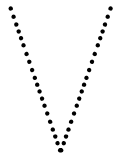
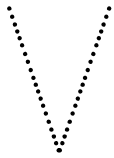
Name _____

Date _____



TRACE AND WRITE THE LETTER

Trace and write the uppercase V.



Handwriting practice lines for uppercase V. Each row consists of a solid top line, a dashed middle line, and a solid bottom line. There are two such rows provided for practice.


Trace and write the lowercase v.



Handwriting practice lines for lowercase v. Each row consists of a solid top line, a dashed middle line, and a solid bottom line. There are two such rows provided for practice.

Name _____

Date _____



TRACE AND WRITE THE LETTER

Trace and write the uppercase W.



Two sets of handwriting lines. Each set consists of a solid top line, a dashed middle line, and a solid bottom line, providing a guide for letter height and placement.

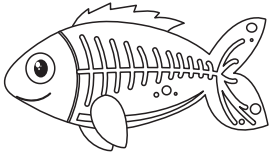
Trace and write the lowercase w.



Two sets of handwriting lines. Each set consists of a solid top line, a dashed middle line, and a solid bottom line, providing a guide for letter height and placement.

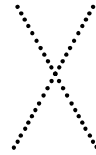
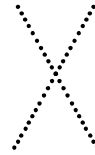
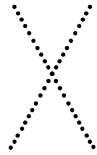
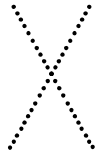
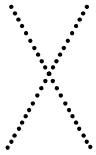
Name _____

Date _____



TRACE AND WRITE THE LETTER

Trace and write the uppercase X.



Handwriting practice lines for uppercase X. Each row consists of a solid top line, a dashed middle line, and a solid bottom line. There are two such rows provided for practice.

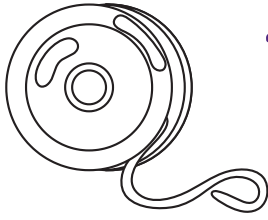
Trace and write the lowercase x.



Handwriting practice lines for lowercase x. Each row consists of a solid top line, a dashed middle line, and a solid bottom line. There are two such rows provided for practice.

Name _____

Date _____



TRACE AND WRITE THE LETTER

Trace and write the uppercase Y.

Y

Y

Y

Y

Y

Handwriting practice lines for uppercase Y. Each set consists of a solid top line, a dashed middle line, and a solid bottom line. There are two such sets of lines provided for practice.

Trace and write the lowercase y.

y

y

y

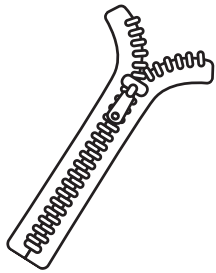
y

y

Handwriting practice lines for lowercase y. Each set consists of a solid top line, a dashed middle line, and a solid bottom line. There are two such sets of lines provided for practice.


Name _____

Date _____



TRACE AND WRITE THE LETTER

Trace and write the uppercase Z.



Two sets of handwriting lines. Each set consists of a solid top line, a dashed middle line, and a solid bottom line, providing space for practicing the uppercase letter Z.


Trace and write the lowercase z.



Two sets of handwriting lines. Each set consists of a solid top line, a dashed middle line, and a solid bottom line, providing space for practicing the lowercase letter z.

Color by Addition

Use the key at the bottom of the page to color the picture.




$7+3$



$4+2$



$6+2$



$3+1$







Name: _____

Date: _____

COLOR SORTING

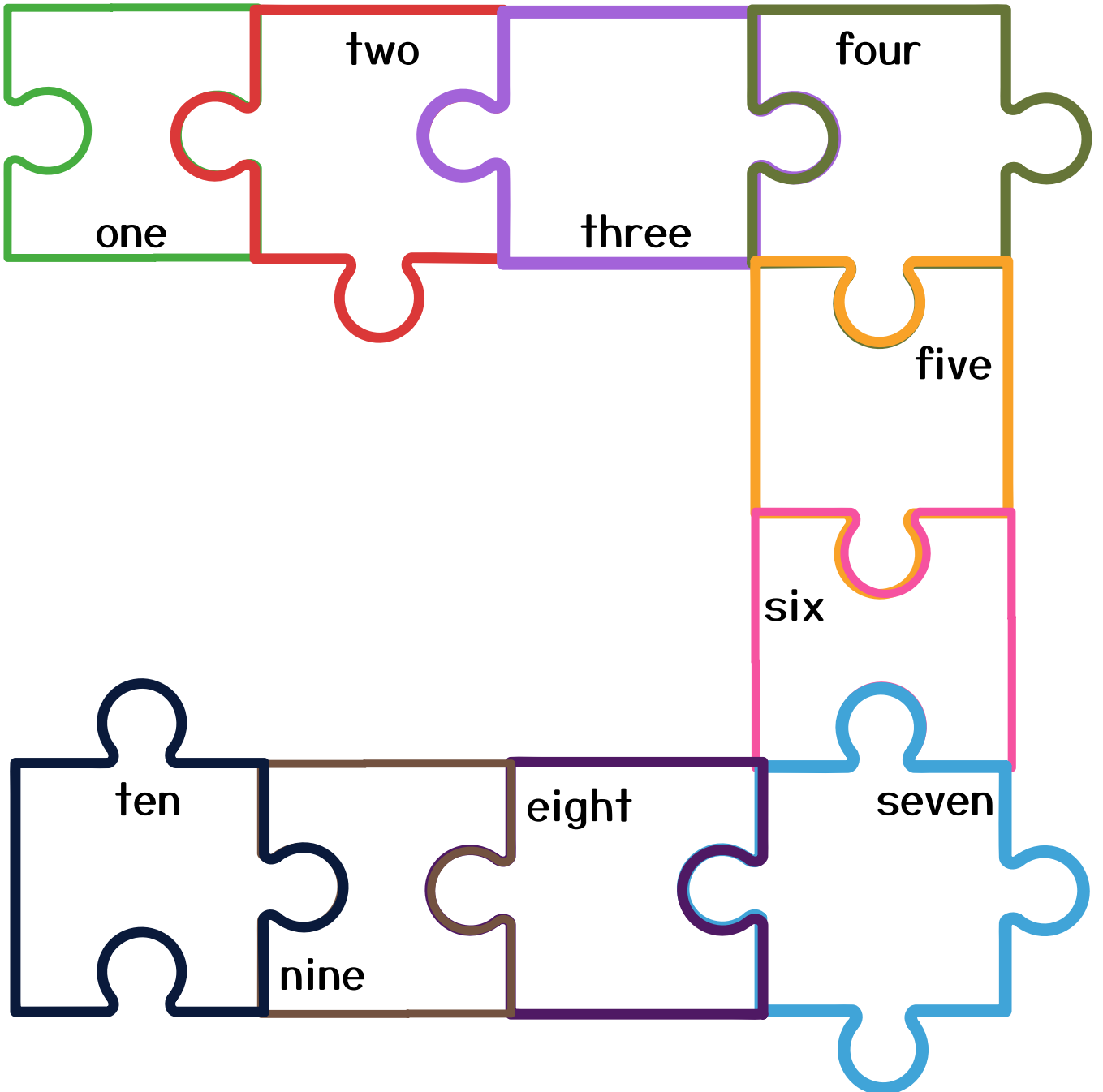
Connect the pictures to the box with their matching color.



Name: _____

Numbers 1 - 10

Write the corresponding number.

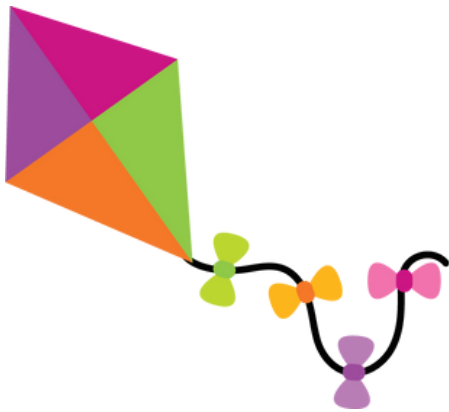


Name _____


Date _____

TOYS VOCABULARY

Identify the pictures below. Use the word bank below to name each picture.



.....



.....



.....



.....

Word Bank:

pyramid	car	rocket	kite
---------	-----	--------	------

Name _____


Date _____

TOYS VOCABULARY

Identify the pictures below. Use the word bank below to name each picture.



.....



.....



.....



.....

Word Bank:

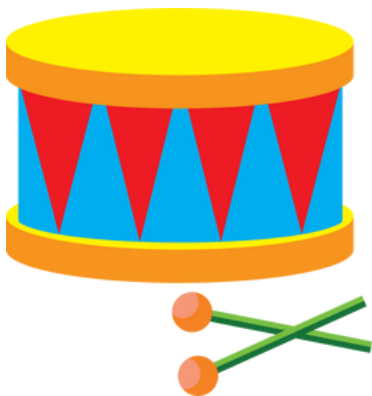
puzzle	blocks	pinwheel	ball
--------	--------	----------	------

Name _____

Date _____

TOYS VOCABULARY

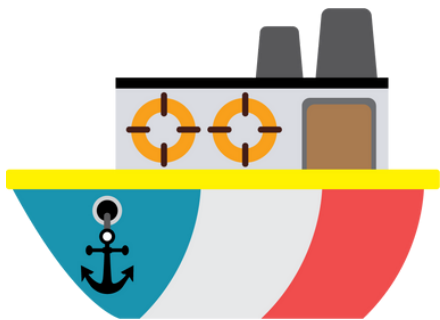
Identify the pictures below. Use the word bank below to name each picture.



.....



.....



.....



.....

Word Bank:


doll	boat	xylophone	drum
------	------	-----------	------

Name _____


Date _____

TOYS VOCABULARY

Identify the pictures below. Use the word bank below to name each picture.



.....



.....



.....



.....

Word Bank:

teddy bear	scooter	yoyo	robot
------------	---------	------	-------

Name _____

Date _____

COUNTING TOYS




Find and count the following items.



Name _____

Date _____

COUNTING TOYS



Find and count the following items.




Name _____

Date _____

GRAPHING ACTIVITY

Find and graph the items listed. Then answer the questions below.



10				
9				
8				
7				
6				
5				
4				
3				
2				
1				

How many of each?



Which item did you find the most of? _____

Which item did you find the least of? _____

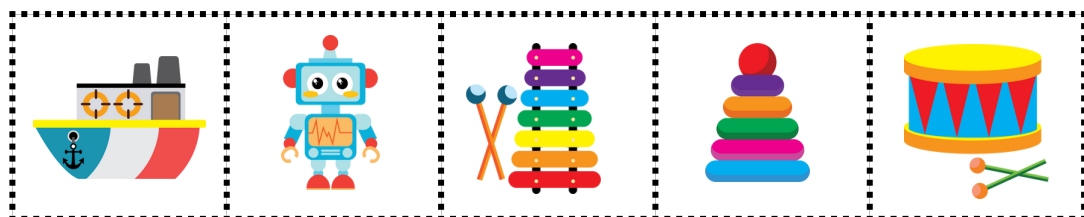

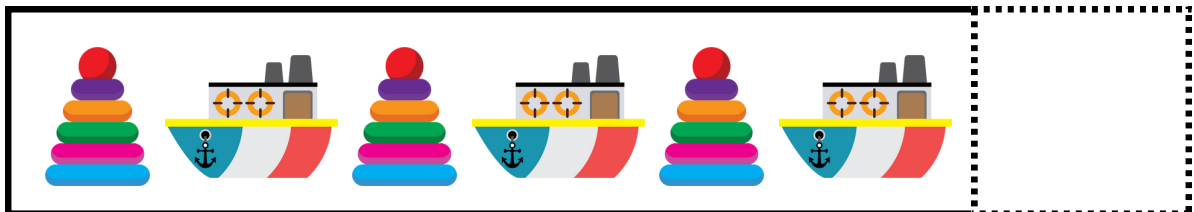




Name _____

Date _____

COMPLETE THE PATTERN

Look at the patterns below. Cut out the images at the bottom. Paste the image that comes next in each pattern.







Name _____

Date _____

COMPLETE THE PATTERN

Look at the patterns below. Cut out the images at the bottom. Paste the image that comes next in each pattern.


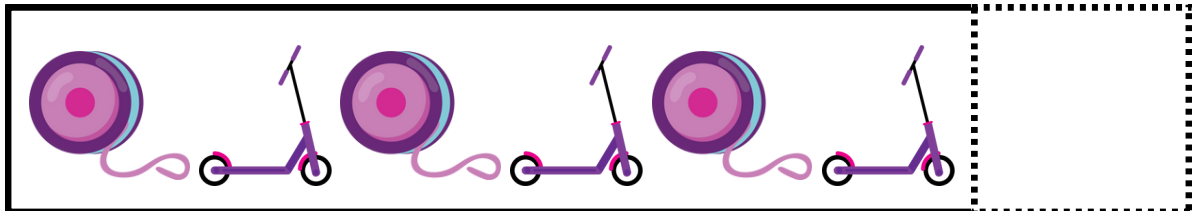




Name _____

Date _____

COMPLETE THE PATTERN

Look at the patterns below. Cut out the images at the bottom. Paste the image that comes next in each pattern.




Name _____

Date _____

COLORING ACTIVITY

Color the picture below.



Name _____

Date _____

COLORING ACTIVITY

Color the picture below.

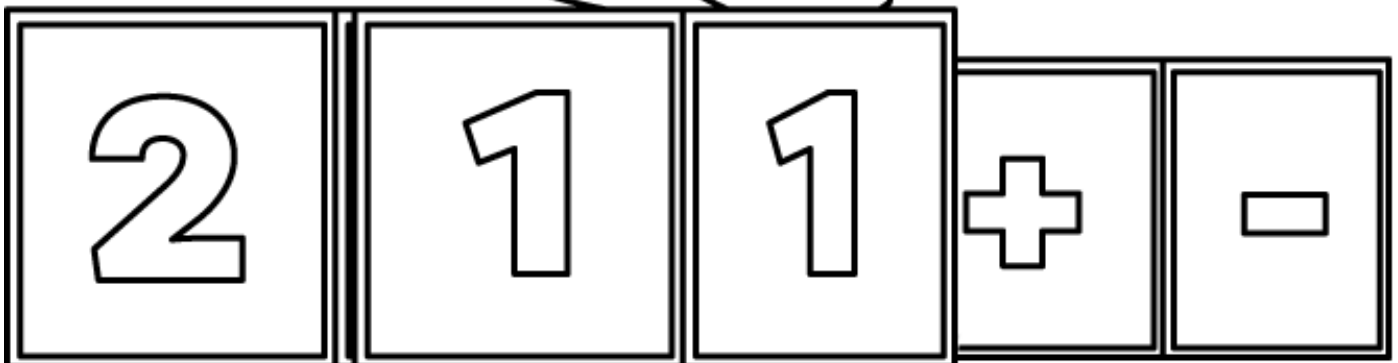


Name _____

Date _____

COLORING ACTIVITY

Color the picture below.




Name _____

Date _____

COLORING ACTIVITY

Color the picture below.



Name _____

Date _____

COLORING ACTIVITY

Color the picture below.



Ending Sound


Name: _____

Name the pictures. Say the ending sound of each and write the ending letters **Gg**, **Dd**, **Pp**, and **Yy**.


ba _____



ta _____



be _____



cu _____



pu _____



bo _____







Name: _____

Date: _____

MATCH THE SHAPES

Connect the pictures to their matching shape.




Name: _____

Teacher: _____

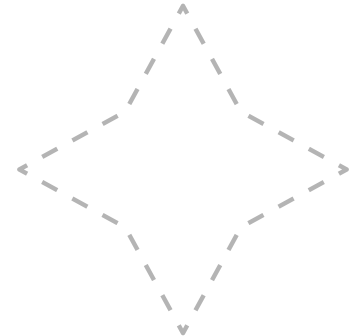
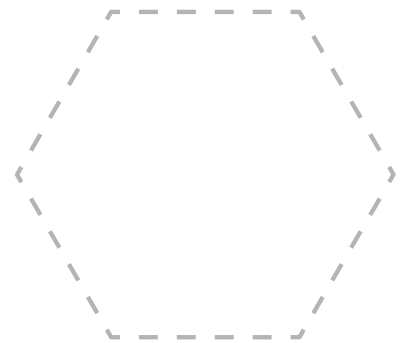
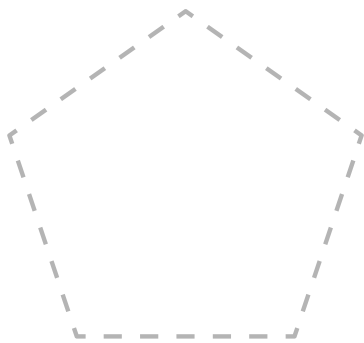
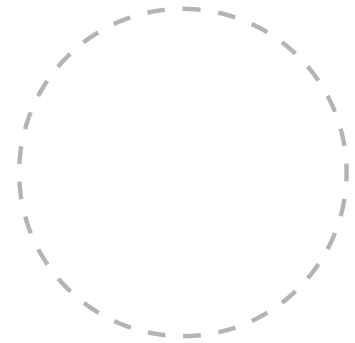
Class: _____

Date: _____

All about shapes



Trace and color in the shapes below.

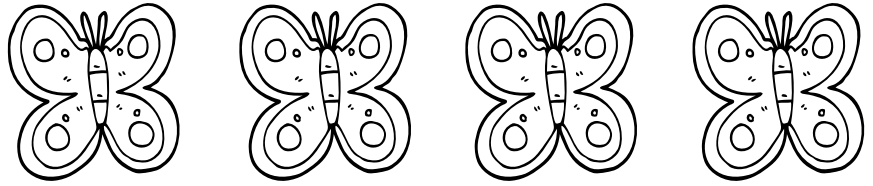


Name: _____


Number Matching

Color the objects and match them to the correct number.


3




2



6



4



5



Long or short?

Show the longest pencil

Take the shorter pencil to the pencil case by drawing a line.

Circle the shortest pencil.



COMPARATIVE ADJECTIVES


WRITE COMPARATIVE SENTENCES ABOUT THE ANIMALS USING THE ADJECTIVES IN THE BOXES.




TALL



DANGEROUS




SLOW



HEAVY



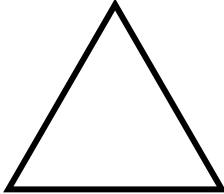



BIG















Cut and Paste Shapes

Cut out and paste the shapes that match in the boxes below.



Let's read and pick!


Name: _____

Score: _____

Direction: Box the correct names of each picture.



bat
bad
bag



bet
bed
beg



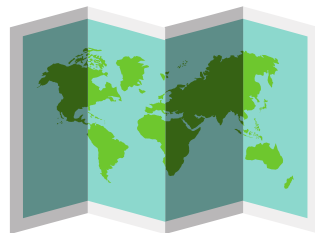
pin
pen
pig



hat
hen
hip



van
ban
big



mop
map
mat

SPRINGTIME

Find the differences between two pictures.



Animal Sounds

Match the sound with the correct animal.

oink-oink



quack-quack



baa-baa



moo-moo



neigh-neigh

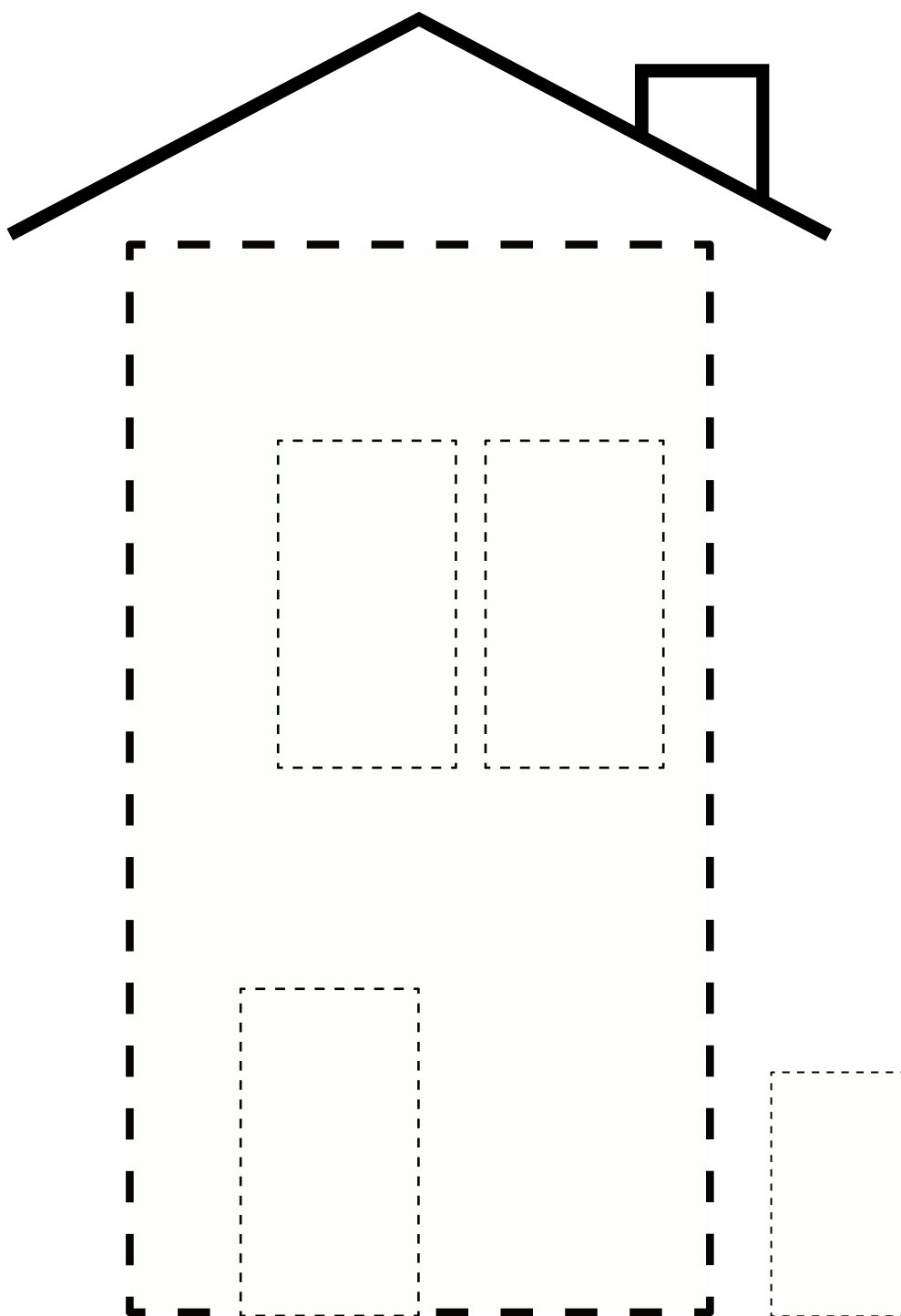


tweet-tweet



Trace the rectangles

HOW MANY DO YOU FIND?



Winter Clothes

WORD SEARCH



Find and circle the words.

M	I	T	T	E	N	S	K	B	S	W	H	P	T
R	U	L	N	A	W	S	W	E	A	T	E	R	M
U	G	M	I	R	N	I	G	A	T	O	D	E	S
J	L	F	W	M	T	W	P	N	A	U	N	L	O
A	O	S	J	U	U	T	I	I	N	N	J	E	C
C	V	C	D	F	L	O	R	E	A	T	A	B	K
K	E	R	I	F	N	D	S	R	C	B	N	R	S
E	S	G	H	S	C	A	R	F	K	O	U	C	L
T	E	M	T	R	I	E	S	S	P	O	A	O	Y
P	H	O	O	D	B	C	O	N	T	T	R	A	U
J	U	M	P	E	R	T	I	O	N	S	Y	T	M

- coat
- scarf
- jacket
- hood
- jumper
- gloves
- socks
- sweater
- beanie
- boots
- earmuff
- mittens



What's the Matter?

Name: _____

Grade & Section: _____

Teacher: _____


Date: _____

Show how matter changes by completing the puzzles below. What happens when you combine the things in the pictures? Draw the results!




Ice


+



Sun

=






Water


+



Fire

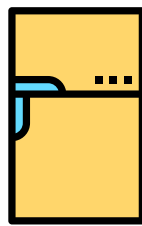
=






Water

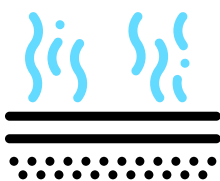
+



Freezer


=





Steam

+



Cloud

=

